






LEGEND	
	5 - 431 Jobs/Sq. Mile
	432 - 1,709 Jobs/Sq. Mile
	1,710 - 3,840 Jobs/Sq. Mile
	3,841 - 6,822 Jobs/Sq. Mile
	6,823 - 10,658 Jobs/Sq. Mile



**University City MSD
Workforce Profile**

To Charlotte Douglas International Airport

To Concord Regional Airport

To Charlotte Motor Speedway

Exit 42

Exit 43






Exit 45

Exit 46

Exit 48

Exit 32

LEGEND

-  5 - 431 Jobs/Sq. Mile
-  432 - 1,709 Jobs/Sq. Mile
-  1,710 - 3,840 Jobs/Sq. Mile
-  3,841 - 6,822 Jobs/Sq. Mile
-  6,823 - 10,658 Jobs/Sq. Mile